

U.K.G.
ENGLISH

Learning Objectives :

1. To enhance language fluency that helps in building confidence.
2. To enable the learner to communicate effectively and appropriately in real life situations.
3. To encourage the children to frame simple stories using the given set of pictures.
4. To provide learning through interactive and fun filled activities.
5. To strengthen the reading skills of the children.

Text Book : My Book of English (Part 1, 2)

APRIL-MAY

1. Recognition and writing
 - Small letters (a - z)
 - Capital letters (A - Z)
2. Two letter words
e.g. - at, an, he, we, in, it, on, to
3. Introduction of three letter words
e.g. - cat, bat

Text book (Part 1) : Page No. 1 to 16

RHYMES -

1. Pretty balloons
2. Wash your hands

ACTIVITIES -

1. Alphabet game - match the object to the alphabet.
2. Making two letter words using flash cards.

JULY

1. Word building with vowel 'a'
at - cat, bat, rat, hat, mat, sat
an - fan, ban, ran, van, tan, man, can
ap - tap, gap, cap, map, lap, nap

ad - lad, dad, pad, sad
ag - bag, lag, rag, tag

2. Look and write

e.g.  a hat

3. Missing letters

e.g.  b a g

4. Dictation

Text book (Part 1) - Page No. 17 to 47

RHYMES -

1. Promise
2. I am special

ACTIVITIES -

1. Rhyming words with vowels 'a'
2. Find the word and match the picture

AUGUST

1. Word building with vowel 'e'
en - men, pen, ten, hen, den, yen
ed - red, led, wed, bed
et - jet, set, wet, bet, pet, let, net, get
eg - leg, peg, keg, egg
2. Look and write

e.g.  a den

3. Missing letters

e.g.  b ed

4. Dictation

Text book (Part 1) - Page No. 48 to 73

RHYMES -

- 1. Weather
- 2. Milk

ACTIVITIES -

- 1. Ring the word that names the picture.
- 2. Arrange the letter cards to form a new word.

SEPTEMBER

- 1. Word building with vowel 'i'
- in - tin, pin, bin, fin
- id - lid, hid, kid, did
- ig - pig, fig, big, wig
- it - sit, fit, pit, bit
- ip - sip, pip, zip, lip
- ib/ix - bib, nib, six, mix

- 2. Look and write



- 3. Missing letters

e.g. **6** s i x

- 4. Dictation

- 5. Writing 'a', 'e', 'i' vowel words

a	e	i
bat	bet	bit
pat	pet	pit
tan	ten	tin
bag	beg	big
pan	pen	pin
lad	led	lid
sat	set	sit

- 6. Text book (Part 1) - Page No. 74 to 100

RHYMES -

- 1. Food
- 2. Popcorn

ACTIVITIES -

- 1. Circle the correct word
- 2. Word building game

OCTOBER

- 1. Word building with vowel 'o'
- ot - pot, not, hot, dot, got, cot
- od/ox - rod, pod, fox, box
- op - top, cop, hop, mop
- og - log, jog, dog, fog
- oy/ob - boy, toy, job, sob
- 2. Look and write



- 3. Missing letters



- 4. Dictation

Text book (Part 2) - Page No. 1 to 24

RHYMES -

- 1. Television
- 2. The Animal song

ACTIVITIES -

- 1. Spy and match
- 2. Choose a word and frame a sentence

NOVEMBER

- 1. Word building with vowel 'u'
- un - sun, run, bun, fun
- ub/up - cub, tub, pup, cup
- ug - jug, rug, mug, bug
- ut - hut, cut, nut but

2. Look and write



3. Missing letters



4. Dictation

Text book (Part 2) - Page No. 25 to 45

RHYMES -

1. Clean up song
2. Fruits

ACTIVITIES -

1. Cross word
2. Word train

DECEMBER

1. One - Many
2. Concept on 'on'
3. Concept of 'in'

Text book (Part 2) - Page No. 50 to 57

RHYMES -

1. Hot soup
2. Christmas lights

ACTIVITY -

1. Changing position (in / on) and framing sentences accordingly.

JANUARY

1. Concept of 'and'
2. Introduction of opposites

Text book (Part 2) - Page No. 58 to 67

RHYMES -

1. Porridge
2. Poly bags

ACTIVITY -

1. Pick up a chit and enact the opposite.

FEBRUARY / MARCH

1. Concept of 'This'
2. Concept of 'That'
3. Myself

My name is _____.

I am a girl / boy.

I am _____ years old.

I read in UKG _____.

I study in _____.

I like to play.

Text book (Part 2) - Page No. 68 to 81

RHYMES -

1. Trees
2. Healthy treat

ACTIVITY -

1. Talk about yourself.
2. Sorting the pictures for 'This' and 'That'

ENGLISH CONVERSATION

APRIL-MAY

1. Introduction of I / You

e.g. (a) I am Aman.

I am writing.

(b) You are Isha.

You are reading.

2. Introduction of My / Your

e.g. It is my book.

That is your pen.

JULY

1. Introduction of He / She, his / her
e.g. (a) He is Laksh.
It is his cap.
(b) She is Nishita.
It is her bag.

AUGUST

1. Introduction of has / have
e.g. (a) She is Ria.
She has a story book.
(b) I am Nisha.
I have a pencil.

SEPTEMBER

1. Introduction of 'May I'
e.g. I am hungry.
May I eat my lunch.
2. Introduction of 'Whose'
e.g. I have found a bottle.
Whose bottle is this?

OCTOBER

1. Introduction of I have / I don't have
e.g. I have a pencil.
I don't have a pen.

NOVEMBER

1. Introduction of can / cannot
e.g. Birds can fly, I cannot fly.
I can walk smartly.
2. Introduction of I like / I don't like
e.g. I like to dance.
I don't like to sing.

DECEMBER

1. Introduction of 'Where'
e.g. Where do you live?
Where is your book?

JANUARY

1. Introduction of 'Is this'
e.g. Is this a cap?
No, it is not a cap.
It is a hat.

FEBRUARY/MARCH

1. Introduction of 'What'
e.g. What are you drinking?
What are you reading?
2. Introduction of 'I want'
e.g. I want to play.
I want a football.

HINDI

शिक्षण उद्देश्य -

1. हिन्दी भाषा का शुद्ध उच्चारण।
2. छात्रों के शब्द-कोष में वृद्धि करना।
3. हिन्दी भाषा सीखने के प्रति जिज्ञासा और रुचि जागृत करना।
4. दो वर्णों को जोड़कर शब्द बनाना।
5. चित्र संबंधित क्रियाओं से परिचित कराना।

Text Book - 1. अक्षर ज्ञान (Part - 1, 2)

APRIL-MAY

- ★ स्वर (अ - अः)
- ★ व्यंजन (क - झ) की पहचान और सही उच्चारण

Rhymes -

1. गरमी आई
2. आम

Activity -

1. व्यंजन कार्ड को सही चित्र से मिलाओ

JULY

- ★ अक्षर - ट, ठ, ढ, द, ग, म, न, भ
इनसे दो अक्षर वाले शब्द बनाना व वाक्यों में प्रयोग करना।
जैसे- नट, मठ, नभ, दम, नग, ढम, मग, ठग

Text book - अक्षर ज्ञान (Part - 1) - Pg. 1-16

Rhymes -


1. नाव
2. सावन


Activities -

1. बिन्दुओं को मिलाकर अक्षर लिखो।
2. सही व्यंजन पहचानकर गोला लगाओ।

AUGUST

- ★ तीन अक्षर वाले शब्द - जैसे - गगन, मदन, नमन, मदद

- ★ देखो और लिखो -  मग

- ★ खाली स्थान भरो -  ग गु न

- ★ इमला

- ★ अक्षर - व, ब, क, ज को पढ़ना और लिखना।

Text book - अक्षर ज्ञान (Part - 1) - Pg. no. 17-32

Rhymes -

1. झंडा
2. मोर

Activities -

1. चित्र देखकर शब्द लिखो।
2. सही अक्षर चुनकर रंग भरो।

SEPTEMBER


- ★ अक्षर - प, फ, ष, त, त्र, ल

इनसे दो और तीन अक्षर वाले शब्द बनाना व वाक्यों में प्रयोग करना।

जैसे- पत्र, नल, वक, वन, टब, फल, कप

कलम, पवन, बटन, भगत, नमक, कमल

- ★ देखो और लिखो -  पत्र

- ★ खाली स्थान भरो -  ब ट न

- ★ इमला

Text book - अक्षर ज्ञान (Part - 1) - Pg. no. 33-56

Rhymes -

1. अखबार
2. बरखा रानी

Activities -

1. सही अक्षर पर (✓) का चिन्ह लगाएँ।
2. व्यंजन जोड़कर शब्द बनाओ।

OCTOBER


- ★ अक्षर - र, स, ख, श, य, थ

इनसे दो और तीन अक्षर वाले शब्द बनाना व वाक्यों में प्रयोग करना।

जैसे- रस, खग, बस, दस, नथ, यश

बतख, मटर, गरम, कलश, फसल, नयन

- ★ देखो और लिखो - 10 दस

- ★ खाली स्थान भरो -  न य न

- ★ इमला

Text book - अक्षर ज्ञान (Part - 2) - Pg. no. 1-20

Rhymes -


1. सब्ज़ियाँ
2. कसरत


Activities -

1. पॉकेट चार्ट में अक्षर के आगे सही चित्र डालो।
2. रंगीन कागज़ के छोटे-छोटे टुकड़े फाड़कर संबंधित शब्दों में चिपकाएँ।

NOVEMBER

- ★ अक्षर - च, ज, झ, ड, इ, ई
इनसे दो और तीन अक्षर वाले शब्द बनाना व वाक्यों में प्रयोग करना।
जैसे- जल, गज, जग, यज्ञ, चल, ईख, चख
पकड़, चमक, सड़क, रजत, डगर, भजन

- ★ देखो और लिखो -  जग

- ★ खाली स्थान भरो -  च मक

- ★ इमला

Text book - अक्षर ज्ञान (Part - 2) - Pg. no. 21-40

Rhymes -


1. पानी
2. जिराफ़


Activities -

1. पहला अक्षर लिखो और शब्द बनाओ।
2. तीन अक्षर वाले शब्द ढूँढकर लिखो।

DECEMBER

- ★ अक्षर - झ, ह, घ, ड, ध, छ
इनसे दो और तीन अक्षर वाले शब्द बनाना व वाक्यों में प्रयोग करना।
जैसे- घट, घर, धन, हल, छत, हम
महल, शहद, नहर, हवन, बहन, शहर

- ★ देखो और लिखो -  घर

- ★ खाली स्थान भरो -  ह व न

- ★ इमला

Text book - अक्षर ज्ञान (Part - 2) - Pg. no. 41-60

Rhymes -

1. सूरज
2. तितली

Activities -

1. व्यंजन पहचानकर गोला लगाओ।
2. चित्र पहचानकर अक्षर चुनो।

JANUARY

- ★ अक्षर - अ, आ, ओ, औ, अं, अः

इनसे दो और तीन अक्षर वाले शब्द बनाना व वाक्यों में प्रयोग करना।

Text book - अक्षर ज्ञान (Part - 2) - Pg. no. 61-68

Rhymes -

1. किताबें
2. पेड़ों की रक्षा

Activities -

1. शब्द सीढ़ी पूरी करो।
2. टोकरी में से शब्द कार्ड उठाकर वाक्य बनाओ।


FEBRUARY-MARCH


- ★ अक्षर - उ, ऊ, ए, ऐ, क्ष, ण, श्र, ऋ

इनसे दो और तीन अक्षर वाले शब्द बनाना व वाक्यों में प्रयोग करना।

जैसे- ओस, आम, आठ, आग, ऊन, अंक, एक

ऊपर, उधर, अंदर, औरत, ऐनक, अक्षर, चरण

- ★ देखो और लिखो -  आम

- ★ खाली स्थान भरो -  ऐ न क

- ★ अ - अः तक लिखना।

- ★ इमला

Text book - अक्षर ज्ञान (Part - 2) - Pg. no. 69-98

Rhymes -

1. चिड़िया घर
2. चंदा

Activities -

1. स्वर शब्दों की हम बनाएँ रेल, आओ मिलकर खेलें खेल।
2. वर्णमाला लिखो।

MATHS

Learning Objectives :

1. To understand the need of numbers in everyday life.
2. To build up confidence in using mathematics to analyse and solve problems.
3. To enhance logical thinking and problem solving ability through a variety of enjoyable activities.
4. To develop understanding of fundamental operations of addition and subtraction.
5. Learning to make use of mathematical vocabulary.

Text Book - Fun with Numbers

APRIL-MAY

1. Revision of numbers (1-10)
2. Recognition and writing of numbers (1-20)
3. Missing numbers

Text Book - Page No. 1-15

Related Activities —

1. Joining the dots
2. Hopscotch (stappu) - Jumping on the number called.
3. Count and clip the number card using cloth pegs.

JULY

1. Shapes - circle, square, rectangle, triangle and semi-circle.
2. What comes after
3. Backward counting (10-1)

Text Book - Page No. 16 to 21

Related Activities

1. Making different shapes using pipe cleaners.
2. Let's walk on the ladder with numbers (10-1)

AUGUST

1. Ring the smallest number
2. Number names (1-5)

Text Book - Page No. 22-24

Related Activities

1. Pasting bindi on the smallest number ⑥ ② ⑨
2. Musical dice game - Passing a cardboard dice and spelling the number that comes on top when the music stops.

SEPTEMBER

1. What comes before
2. Number names (6-10)

Text Book - Page No. 25-27

Related Activities —

1. Chinese whisper - One child whispers a number to the child beside him/her. That child says aloud the 'before' number.
2. Move the hand of the clock to the number called and spell the number.

OCTOBER

1. Backward counting (20-1)
2. Simple addition of one digit number from 1 to 9

$$\begin{array}{r} 3 \star \star \star \\ + 2 \star \star \\ \hline 5 \end{array} \qquad \begin{array}{r} 4 \ast \ast \ast \ast \\ + 0 \\ \hline 4 \end{array}$$

Text Book - Page No. 28, 29, 39, 40

Related Activities —

1. Arranging the number cards backward order i.e. 20 to 1.

- Ice Cream addition match activity

NOVEMBER

- What comes between
- Skip counting by 2's

Text Book - Page No. 30, 31, 41, 42

Related Activities —

- Placing the number paper cup between the two paper cups
- Skip and jump on the next number

DECEMBER

- Ring the biggest number
- Concept of $>$ / $<$ / $=$

Text Book - Page No. 33-38

Related Activities —

- Playing the game - To select the card with the biggest number.
- Comparison of objects based on quantity (balls, crayons, sticks etc.)

JANUARY

- Number names (11-15)
- Simple subtraction of one digit number 1 to 9

e.g.

4	♣ ♠ ♠ ♠
- 3	
1	

2	♠ ♠
- 2	
0	

Text Book - Page No. 43, 44

Related Activities —

- Number treasure hunt - On calling the number, the children will find the number name card in the class.

- Subtract using ice-cream sticks.

FEBRUARY-MARCH

- Number names (16-20)
- Revision of all the concepts
- Number games
- Number quiz

Text Book - Page No. 32

ACTIVITY SHEETS

Learning Objectives

- To encourage the students to explore their immediate environment.
- To introduce applicative activities for better understanding of the concepts.
- To inculcate a positive attitude in children and sensitivity towards the environment.
- To help them to adopt healthy habits and good manners.

APRIL-MAY

- ★ **About me - Myself** (Page no. 1)
 - Introducing themselves to the class
- ★ **Meet me - My body** (Page no. 2)
 - Learn the names of different body parts and their functions.
 - Perceive and appreciate the physical world around us through sense organs.
- ★ **Keeping clean** (Page no. 3)
 - Talking about personal cleanliness and importance of hygiene.
 - Identifying objects that help in keeping ourselves clean.
- ★ **Do's and Dont's - Good Manners** (Page no. 4)
 - Learn and put into practice magic words like please, sorry, thank you.
 - Talking about good manners like - sharing, caring, politeness, greeting people ...

JULY

- ★ **Clothes** (Page no. 5-6)
 - Why do we need clothes?
 - Types of clothes worn according to the season.
- ★ **My Family** (Page no. 7)
 - Importance of family members in the family.
 - Role of different members and their relationship.
 - Activities that I enjoy doing with my family.
- ★ **My Home** (Page no. 8, 9)
 - Need and importance of a house
 - Different rooms in a house.
 - Activities we do in different rooms.

AUGUST

- ★ **My School** (Page no. 10)
 - Different areas and rooms in the school.
 - Activities we do in the school
 - Good manners at school.
- ★ **Helping hands** (Page no. 11, 12)
 - Identifying the community helpers.
 - How do they help us.
 - Things, special clothes and vehicles they use.
- ★ **My Country** (Page no. 13)
 - To know about their country.
 - Help the children develop pride and love for their country by learning about the name, flag and symbols of our country.

SEPTEMBER

- ★ **Plants** (Page no. 14, 15, 16)
 - Identifying the parts of a plant
 - Observing the stages in the growth of a plant
 - How to take care of plants
 - Uses of plants

OCTOBER

- ★ **World of animals** (Page no. 17, 18)
 - Differentiate between pet, domestic, wild and water animals
 - Talking about their characteristics
 - Talking about their homes

NOVEMBER

- ★ **Food we eat** (Page no. 19)
 - Why do we need food?
 - Food from plants
 - Food from animals
- ★ **Eat healthy, Stay fit** (Page no. 20, 21, 22)
 - Need and significance of healthy and clean food
 - Good food habits

DECEMBER

- ★ **Water** (Page no. 23, 24)
 - Sources of water
 - Uses of water
 - Save every drop of water

JANUARY

- ★ **Seasons** (Page no. 25, 26, 27, 28)
 - Learning about different seasons - summer, rainy, winter
 - Activities and things associated with different seasons
- ★ **Day and Night Sky** (Page no. 29, 30)
 - Learn to distinguish between day sky and night sky
 - Activities we do during day time/at night

FEBRUARY-MARCH

- ★ **Vehicles** (Page no. 31, 32, 33)
 - Classification of vehicles - Air transport, Land transport, Water transport
 - Things and people associated with different vehicles
- ★ **Keeping Safe** (Page no. 34)
 - Importance of following safety rules
 - Safety at home, on the road, in the school

ART / CRAFT

APRIL-MAY

1. Colour the smiling face.
2. Brush your teeth twice a day, let's make a toothbrush.
3. Make a headband to celebrate Earth Day.
4. Eat healthy fruits.

JULY

5. Enjoy rainy season with rainbow and peacock.
6. Draw the jungle scene and paste the animals.
7. Feel safe in a parachute.

AUGUST

8. Bond of Love - Rakhi making.
9. Let's salute - make a soldier.

SEPTEMBER

10. Respect your elders - Grandparents Day Card.
11. Keep your surroundings clean - Use dustbin.
12. Make a broom.

OCTOBER

13. Save Water, Save Earth - colour the picture.
14. Colour the picture on Gandhiji's message.

NOVEMBER

15. To draw - a teddy bear.
16. Paste the hen and draw its chicks.

DECEMBER

17. To draw - blooming flowers and butterflies.
18. Welcoming Santa - make a Christmas frame.

JANUARY

19. Use CNG car - draw.
20. Draw a beautiful Garden Scene.

FEBRUARY-MARCH

21. Grow more trees - Group activity.
22. Don't use polybag use paper bag.
23. Let's party - decorate a crown.

UKG

Dear Parent,

The moment you have a miracle called child in your life, your whole world starts revolving around him/her. You plan for your little wonder's every move, his/her arrival at home for the first time, his/her first holiday, so that he or she gets the best in life.

When it comes to giving the 'Best Education' to your young ones, we assure our efforts towards success - providing opportunities in abundance so that they can explore and discover themselves. We encourage our children to learn, create, communicate, develop and approach life with confidence through specially designed activities and curriculum.

The curriculum is well designed to enable complete development of the child with regards to academics, physical, moral and spiritual aspects of education. It also ensures development of self discipline, etiquettes, verbal and written communication skills. Leadership skills and other social as well as analytical abilities in the child are also developed.

Emphasis is on vocabulary development, language structure, reading and comprehending. Students are relieved of the tension of homework and examination. They are assessed through informal assessment.

Colourful and vibrant atmosphere, spacious infrastructure, state-of-the-art facilities and above all a safe environment is provided to our children where the teaching-learning process is child centered through the playway method.

Thanking you,
Principal

UKG

Dear Parent,

The moment you have a miracle called child in your life, your whole world starts revolving around him/her. You plan for your little wonder's every move, his/her arrival at home for the first time, his/her first holiday, so that he or she gets the best in life.

When it comes to giving the 'Best Education' to your young ones, we assure our efforts towards success - providing opportunities in abundance so that they can explore and discover themselves. We encourage our children to learn, create, communicate, develop and approach life with confidence through specially designed activities and curriculum.

The curriculum is well designed to enable complete development of the child with regards to academics, physical, moral and spiritual aspects of education. It also ensures development of self discipline, etiquettes, verbal and written communication skills. Leadership skills and other social as well as analytical abilities in the child are also developed.

Emphasis is on vocabulary development, language structure, reading and comprehending. Students are relieved of the tension of homework and examination. They are assessed through informal assessment.

Colourful and vibrant atmosphere, spacious infrastructure, state-of-the-art facilities and above all a safe environment is provided to our children where the teaching-learning process is child centered through the playway method.

Thanking you,
Principal